

MS NORDKAPP



- Expedition Team
- Nordic style, refurbished in 2016
- Three restaurants, Multe bakery and Panorama bar
- Sauna and a panoramic fitness room
- Sun deck and two outdoor Jacuzzis

PASSENGER CAPACITY: 590

BEDS: 497

YEAR OF CONSTRUCTION: 1996

(Year of refurbishment 2016)

SHIP YARD: Kværner Kleven (N)

GROSS TONNAGE: 11,386

LENGTH: 123.3 m

BEAM: 19.5 m

SERVICE SPEED: 15 knots


CAR CAPACITY: 24



Kysten Arctic fine dining



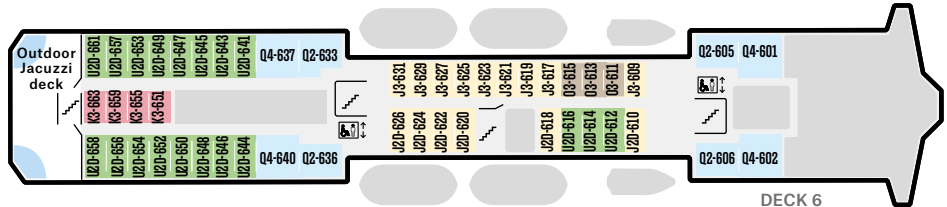
Reception



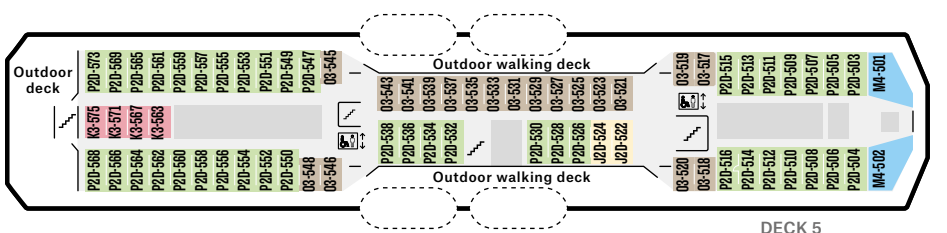
Expedition suite



DECK 7



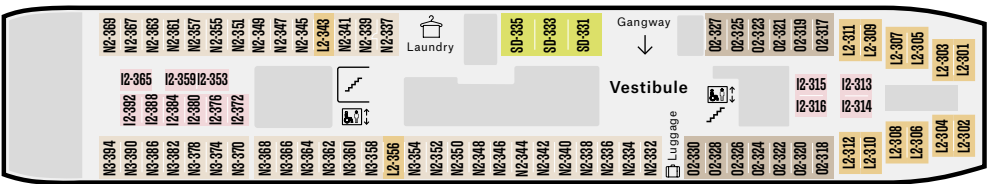
DECK 6



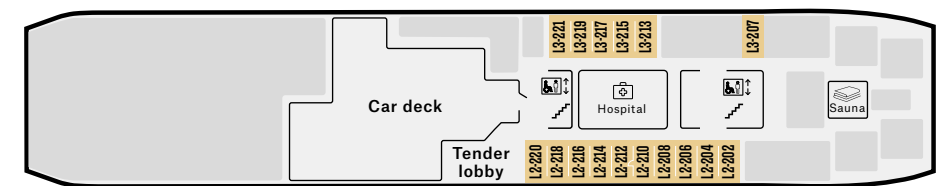
DECK 5



DECK 4



DECK 3



DECK 2

EXPEDITION SUITES

- M** Suite
- Q** Mini suite

ARCTIC SUPERIOR

- P** Outside cabin
- U** Outside cabin

POLAR OUTSIDE

- O** Outside cabin
- N** Outside cabin
- SD** Outside cabin
- L** Outside cabin
- J** Outside cabin

POLAR INSIDE

- K** Inside cabin
- I** Inside cabin

- 25-26 m² | One or two-room suite, TV, kettle.
- 17-23 m² | One-room suite, seating area, TV, kettle.
- 11-12 m² | Double bed, TV, kettle.
- 10-12 m² | Double bed, some with table, TV, kettle.
- 8-12 m² | Separate beds, one bed can be turned into a sofa.
- 8-12 m² | Separate beds, one bed can be turned into a sofa.
- 17 m² | Separate beds, one bed can be turned into a sofa. Adapted for guests with disabilities.
- 8-12 m² | With portholes, separate beds, one bed can be turned into a sofa, some with upper and lower bed. Some have limited or no view.
- 8-11 m² | With limited/no view, two-berth cabins with double bed, three-berth cabins with separate beds, one is an upper bed.
- 8-11 m² | Separate beds, one bed can be turned into a sofa.
- 11-12 m² | Separate beds, one bed can be turned into a sofa.

Subject to change.