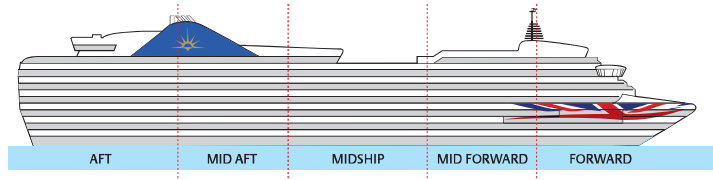


VENTURA

116,017 tons
 Entered service in 2008
 Normal operating capacity: 3,078 guests and 1,205 crew

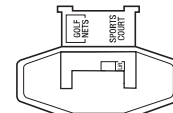


If you'd like to view these deck plans in a little more detail, you can view PDF versions online at pocruises.com

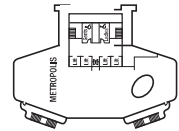
To find out more about Ventura's cabins, visit pocruises.com/Ventura

For more information on selecting the right cabin for you see pages 26-29.

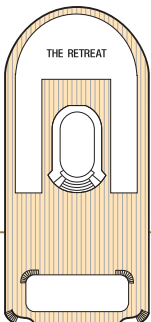
DECK 19 - OCEAN DECK



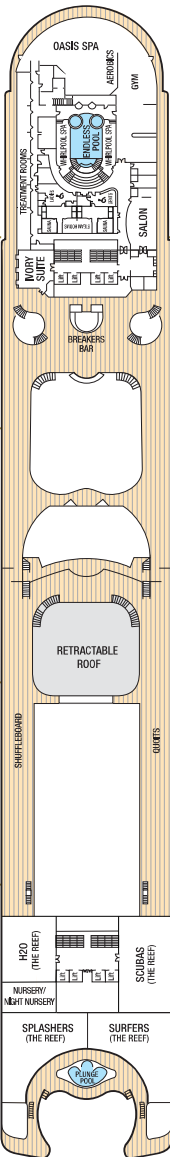
DECK 18 - SKY DECK



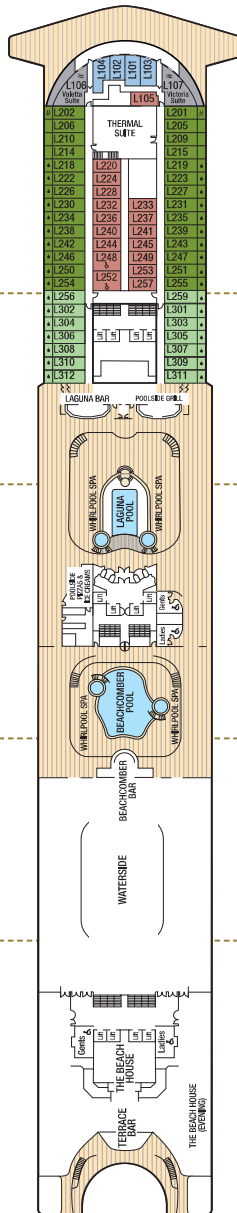
DECK 17 - SPORTS DECK



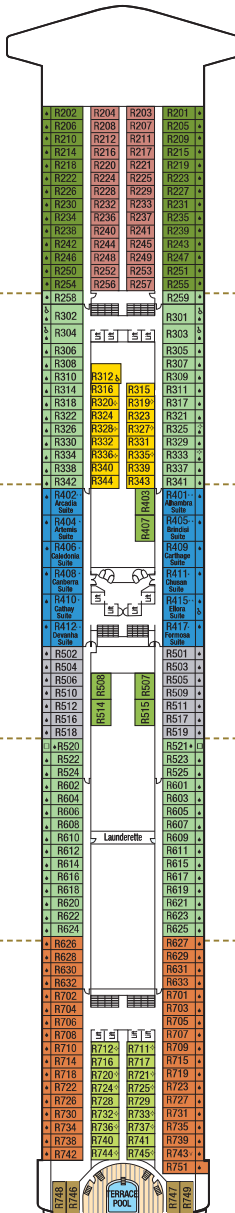
DECK 16 - SUN DECK



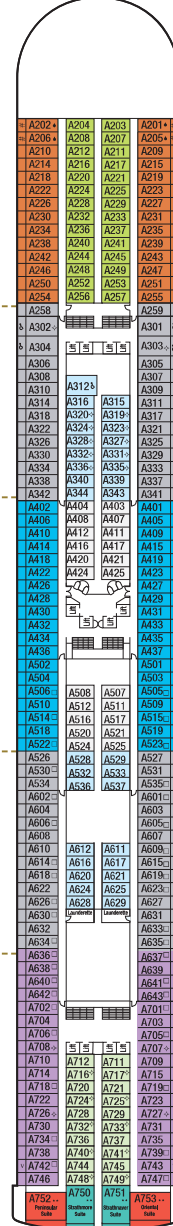
DECK 15 - LIDO DECK



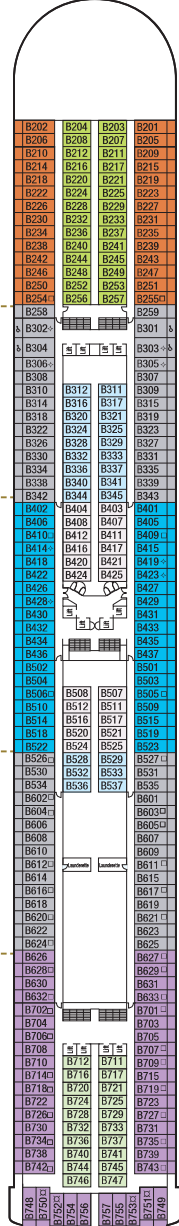
DECK 14 - RIVIERA DECK



DECK 12 - A DECK



DECK 11 - B DECK



FORWARD

MID FORWARD

MIDSHIP

MID AFT

AFT



Suites

Penthouse: Deck A

Suite: Lido, Riviera & Decks A, C, D & E

Balcony cabins

Superior Deluxe: Decks D & E

Standard: Lido, Riviera & Decks A, B, C, D & E

Sea view cabins

Standard: Riviera & Decks E & P

Part obstructed view: Lido & Deck E

Obstructed view: Deck E

Inside cabins

Larger: Riviera Deck

Standard: Lido, Riviera & Decks A, B, C, D, E & P

Single cabins

Sea view: Deck F

Inside: Deck F

A1
B2 B4 B5 BE

DA DB DD DE
HA HB HC HD HE HF

LB LC LE LF
MB MC ME MF
NB NC NF

OB
PA PB PC PD PE PF

RC
SC

Cabin Notes

- * Cabin has one additional bed in the form of a single sofa bed
- Cabin has one additional bed in the form of a pull-down bed
- ** Cabin has two additional beds in the form of a double sofa bed
- ◇ Cabin has two additional beds in the form of pull-down beds
- Fixed twin beds
- # Steel fronted balcony
- ∞ Glass fronted balcony
- v Balcony visible from above and/or neighbouring balconies
- ♠ Cabin is partially shaded
- ⊞ Part obstructed view
- ♿ All adapted cabins have a shower only

Note: All pull-down beds in twin cabins are accessible via a ladder. When pull-down beds are in use, lower beds cannot be converted to a double. Balconies in the forward section of the ship can be overlooked by the bridge.

BE Suites: D105 and D106 are large suites consisting of two bedrooms, two bathrooms with bath and shower, a lounge and a large balcony. These suites are suitable for sharing couples or families.

B5 Suites: Please note that suites L106 and L107 do not feature a dressing area, and they have a standard bath with a fixed shower attachment. They have a metal fronted balcony and a view over the observation deck area.

DECK PLANS - VENTURA

DECK 10 - C DECK

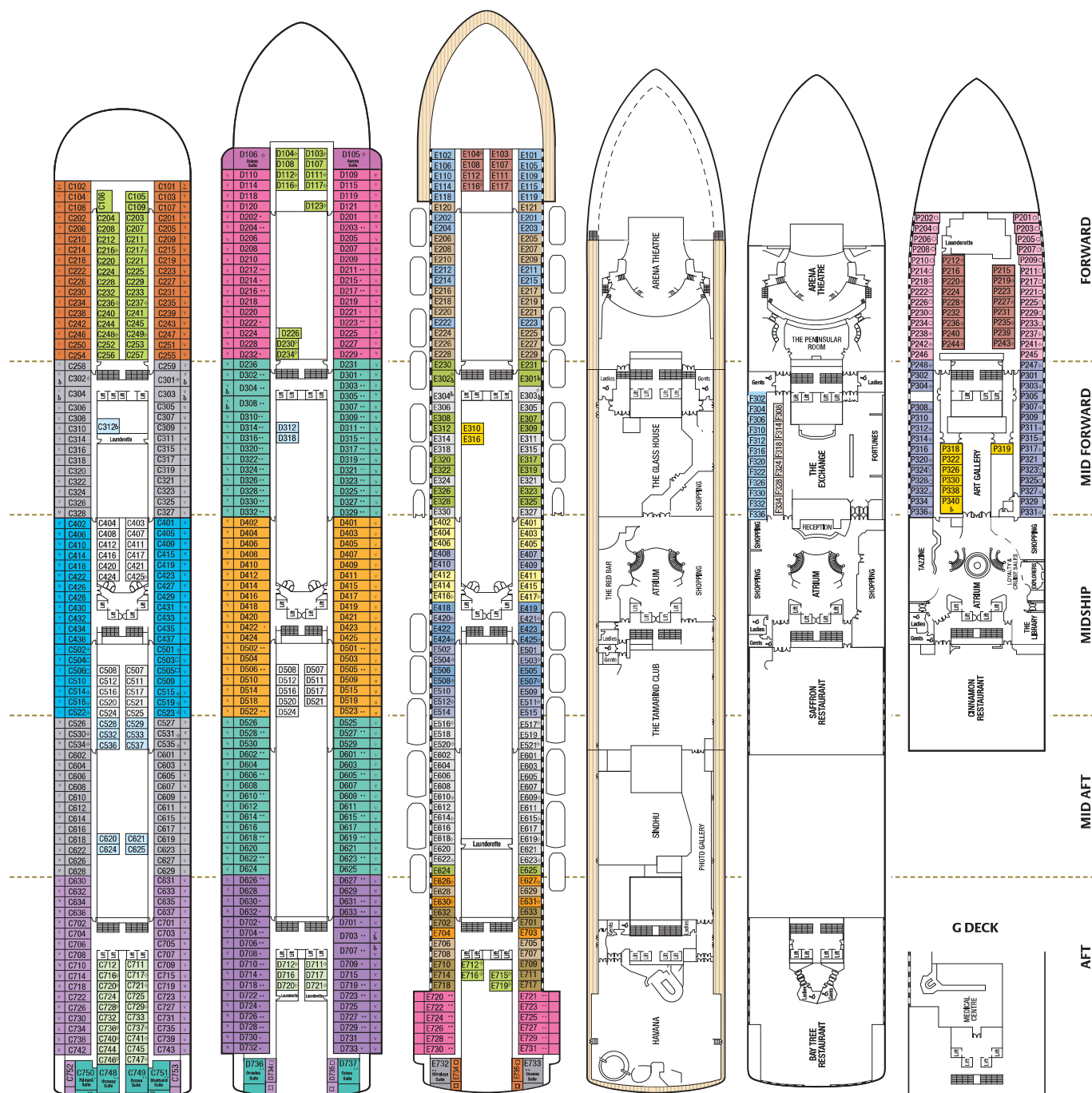
DECK 9 - D DECK

DECK 8 - E DECK

DECK 7 - PROM DECK

DECK 6 - F DECK

DECK 5 - P DECK



FORWARD

MID FORWARD

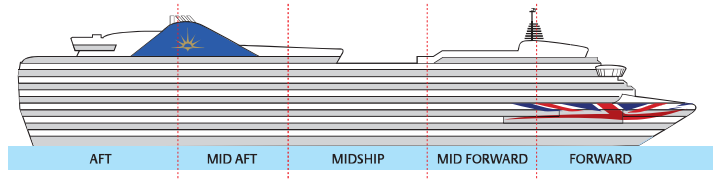
MIDSHIP

MID AFT

AFT

VENTURA

116,017 tons
 Entered service in 2008
 Normal operating capacity: 3,078 guests and 1,205 crew

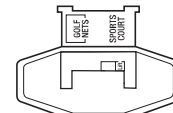


If you'd like to view these deck plans in a little more detail, you can view PDF versions online at pocruises.com

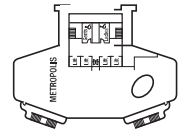
To find out more about Ventura's cabins, visit pocruises.com/Ventura

For more information on selecting the right cabin for you see pages 26-29.

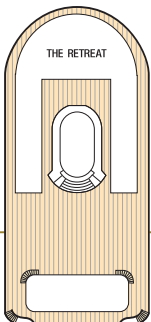
DECK 19 - OCEAN DECK



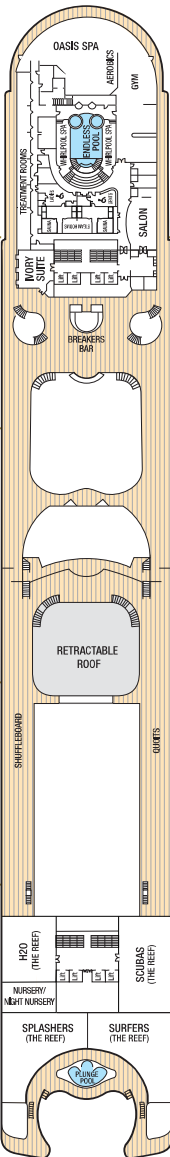
DECK 18 - SKY DECK



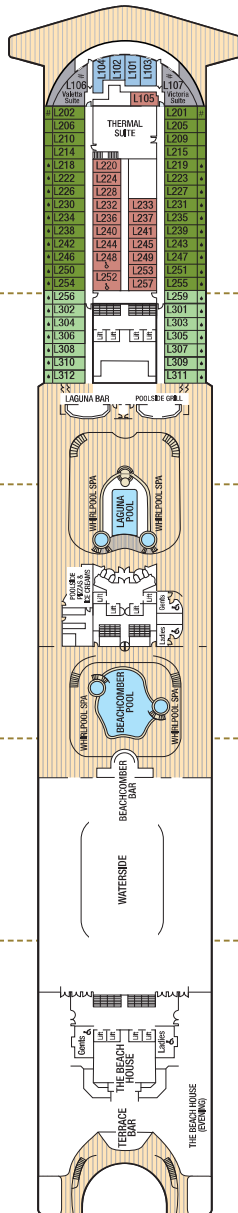
DECK 17 - SPORTS DECK



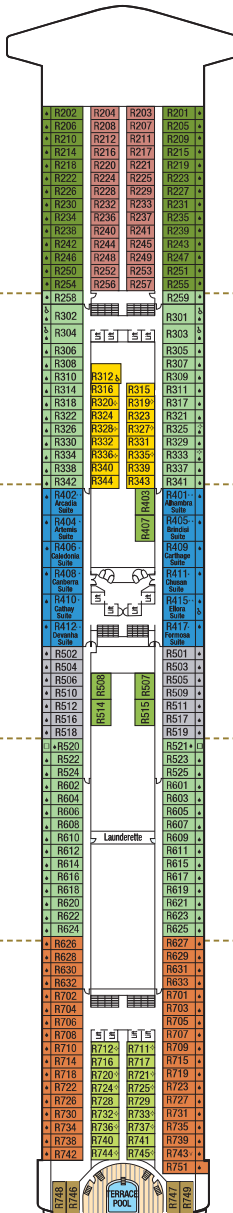
DECK 16 - SUN DECK



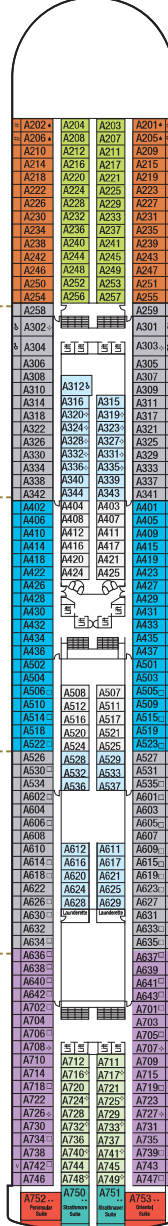
DECK 15 - LIDO DECK



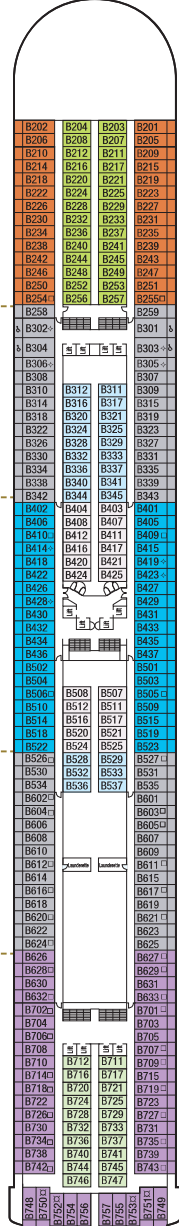
DECK 14 - RIVIERA DECK



DECK 12 - A DECK



DECK 11 - B DECK



FORWARD

MID FORWARD

MIDSHIP

MID AFT

AFT

