


MS NORDLYS



- Expedition Team
- Nordic style, refurbished in 2018
- Two restaurants, Multe bakery and Panorama bar
- Sauna and a panoramic fitness room
- Sun deck and two outdoor Jacuzzis

PASSENGER CAPACITY: 590
BEDS: 460
YEAR OF CONSTRUCTION: 1994
 (Year of refurbishment 2018)
SHIP YARD: Volkswerft (D)
GROSS TONNAGE: 11,204
LENGTH: 121.8 m
BEAM: 19.2 m
SERVICE SPEED: 15 knots
CAR CAPACITY: 35



Arctic Superior



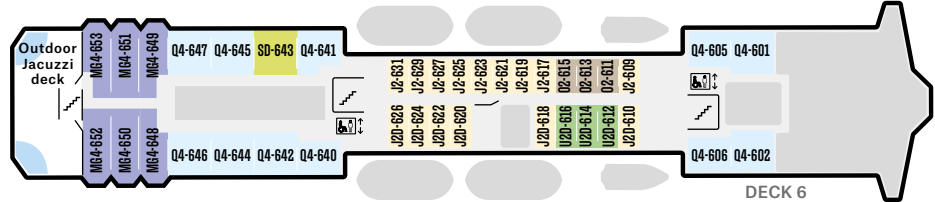
Target main restaurant



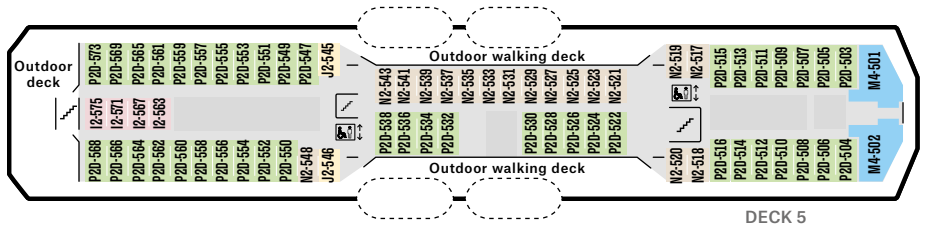
Multe bakery




DECK 7



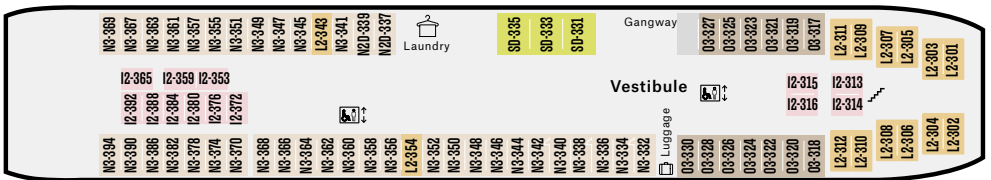
DECK 6



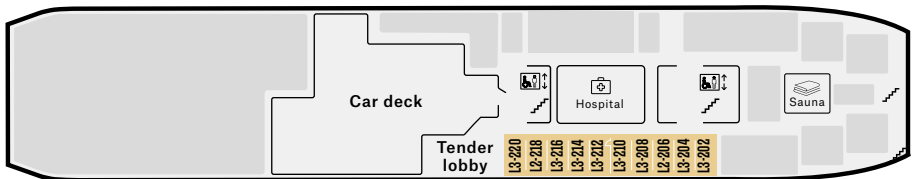
DECK 5



DECK 4



DECK 3



DECK 2

EXPEDITION SUITES

- MG** Grand suite
- M** Suite
- Q** Mini suite

ARCTIC SUPERIOR

- P** Outside cabin
- U** Outside cabin
- O** Outside cabin
- N** Outside cabin

POLAR OUTSIDE

- SD** Outside cabin
- L** Outside cabin
- J** Outside cabin

POLAR INSIDE

- I** Inside cabin

15-20 m ²	Double bed, one sofa bed, seating area, TV, safe, mini-bar, bay window with full view.
25-26 m ²	One or two-room suite, TV, kettle.
17-23 m ²	One-room suite, seating area, TV, kettle.
11-12 m ²	Double bed, TV, kettle.
10-12 m ²	Double bed, some with table, TV, kettle.
8-12 m ²	Separate beds, one bed can be turned into a sofa.
8-12 m ²	Separate beds, one bed can be turned into a sofa.
17 m ²	Separate beds, one bed can be turned into a sofa. Adapted for guests with disabilities.
8-12 m ²	With portholes, separate beds, one bed can be turned into a sofa, some with upper and lower bed. Some have limited or no view.
8-11 m ²	With limited/no view, two-berth cabins with double bed, three-berth cabins with separate beds, one is an upper bed.
11-12 m ²	Separate beds, one bed can be turned into a sofa.

Subject to change.