
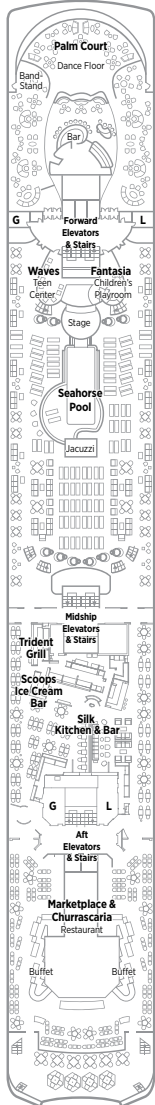


CRYSTAL SYMPHONY | DECK PLANS



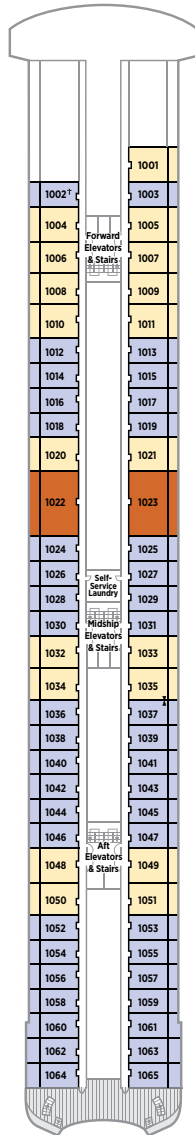
**SUN DECK 12**

- Crystal Life Fitness
- Crystal Life Fitness Garden
- Crystal Life Salon
- Crystal Life Spa
- Golf Driving Nets
- Golf Putting Green
- Observation Deck
- Sun Deck
- Wimbledon Court



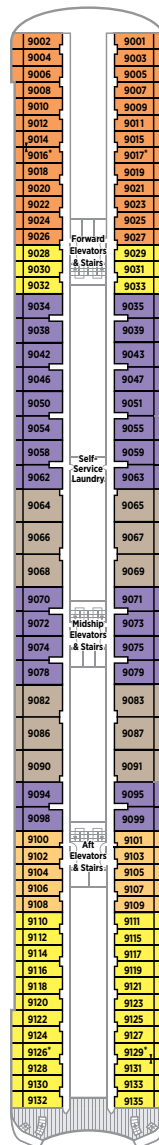
**LIDO DECK 11**

- Marketplace & Churrascaria Restaurant
- Palm Court
- Scoops Ice Cream Bar
- Seahorse Pool/Jacuzzi
- Silk Kitchen & Bar
- Trident Grill
- Waves & Fantasia



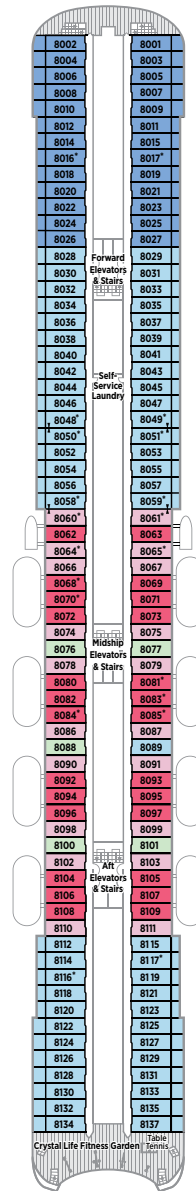
**PENTHOUSE DECK 10**

- Guest Room Categories CP, PS & PH
- Self-Service Laundry



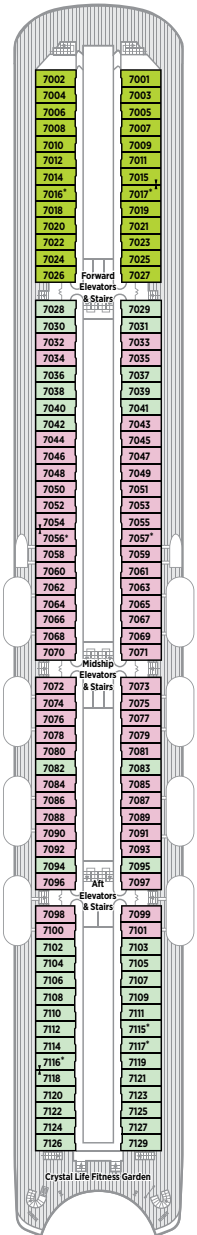
**SEABREEZE DECK 9**

- Guest Room Categories SP, SH, A1, A2 & A3
- Self-Service Laundry



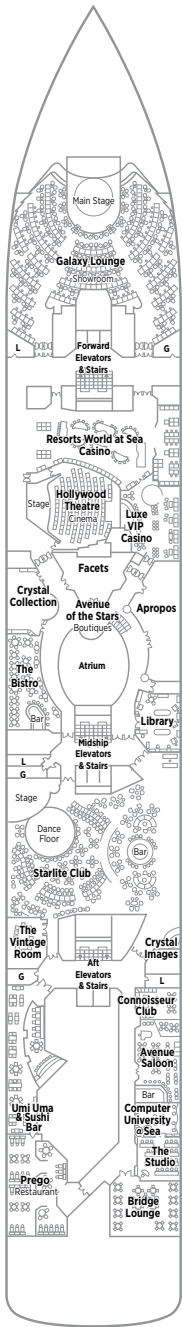
**HORIZON DECK 8**

- Crystal Life Fitness Garden
- Guest Room Categories B1, B2, C1, E1 & E2
- Self-Service Laundry
- Table Tennis



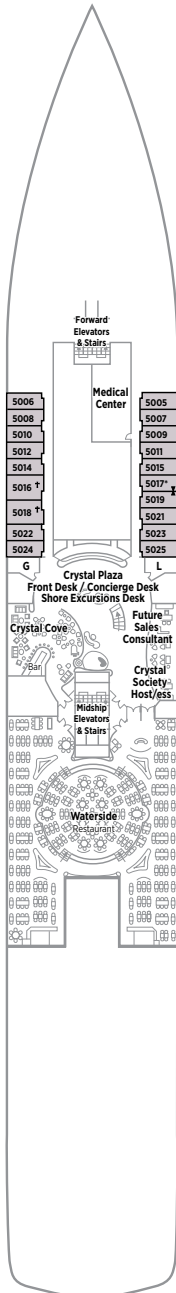
**PROMENADE DECK 7**

- Crystal Life Fitness Garden
- Guest Room Categories C1, C2 & E1



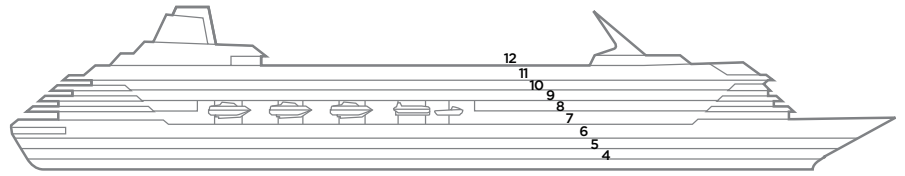
**TIFFANY DECK 6**

- Apropos
- Atrium
- Avenue Saloon
- Bridge Lounge
- Crystal Collection
- Crystal Images
- Computer University@Sea
- Connoisseur Club
- Facets
- Galaxy Lounge
- Hollywood Theatre
- Library
- Prego
- Resorts World at Sea Casino
- Starlite Club
- The Bistro
- The Studio
- The Vintage Room
- Umi Uma & Sushi Bar
- Luxe VIP Casino



**CRYSTAL DECK 5**

- Concierge Desk
- Crystal Cove
- Crystal Plaza
- Crystal Society Host/ess
- Front Desk
- Future Sales Consultant
- Guest room category D
- Medical Center
- Shore Excursion Desk
- Waterside Restaurant



- Sun Deck..... 12
- Lido Deck..... 11
- Penthouse Deck..... 10
- Seabreeze Deck ..... 9
- Horizon Deck..... 8
- Promenade Deck ..... 7
- Tiffany Deck..... 6
- Crystal Deck..... 5
- Excursion Deck..... 4

**PENTHOUSE/STATEROOM CATEGORIES**

- CP | CRYSTAL PENTHOUSE WITH VERANDAH  
1,019 SQ. FT. (94.7 SQ. M.) Penthouse Deck 10
- PS | PENTHOUSE SUITE WITH VERANDAH AND THIRD BERTH  
527 SQ. FT. (49 SQ. M.) Penthouse Deck 10
- SP | SEABREEZE PENTHOUSE SUITE WITH VERANDAH AND THIRD BERTH  
510 SQ. FT. (47.4 SQ. M.) Seabreeze Deck 9
- PH | PENTHOUSE WITH VERANDAH AND THIRD BERTH  
388 SQ. FT. (36 SQ. M.) Penthouse Deck 10
- SH | SEABREEZE PENTHOUSE WITH VERANDAH AND THIRD BERTH  
368 SQ. FT. (34.15 SQ. M.) Seabreeze Deck 9
- A1 | ● A2 | ● A3 | ● B1 | ● B2 | DELUXE STATEROOM WITH VERANDAH  
254 SQ. FT. (23.6 SQ. M.) Seabreeze Deck 9  
Horizon Deck 8
- C1 | ● C2 | ● D | DELUXE STATEROOM WITH LARGE PICTURE WINDOW  
207 SQ. FT. (19.2 SQ. M.) Horizon Deck 8  
Promenade Deck 7  
Crystal Deck 5
- E1 | ● E2 | DELUXE STATEROOM WITH LARGE PICTURE WINDOW  
207 SQ. FT. (19.2 SQ. M.) Horizon Deck 8  
Promenade Deck 7

- SP: Limited view 9086, 9087, 9090, 9091
- SH: Limited view 9094, 9095, 9098, 9099
- A2: Slightly limited view
- E1: Limited view
- E2: Fully obstructed view

**SPECIFICATIONS**

- GUEST CAPACITY ..... 848
- STAFF TO GUEST RATIO ..... 1 TO 1.7
- GROSS REGISTERED TONS ..... 51,044
- LENGTH ..... 781 FT. (238.1 M.)
- WIDTH ..... 99.1 FT. (30.2 M.)
- DRAFT ..... 24.9 FT. (7.6 M.)
- CRUISING SPEED..... MAX 20 KNOTS

- \* Third berth available; as well as in all Penthouses (CP, PS, PH, SP and SH) with the exception of 1002, designed for guests with disabilities. **Note:** Third berth waiver is required. See CrystalCruises.com for details.
- † Staterooms for guests with disabilities
- ▶◀ Connecting staterooms