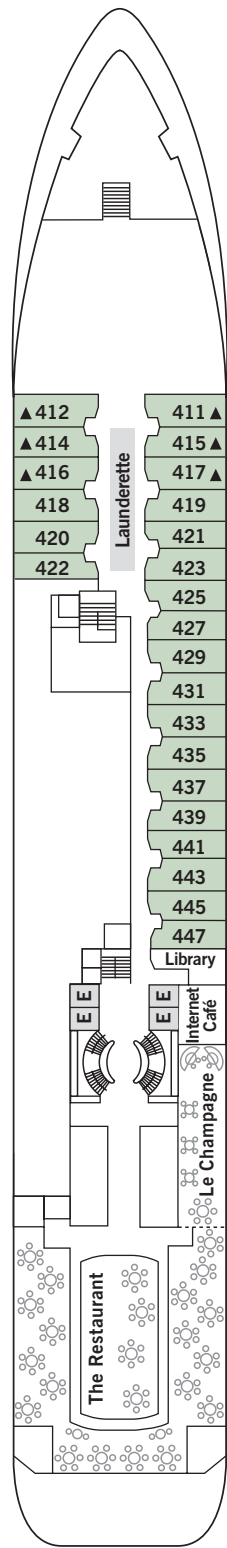

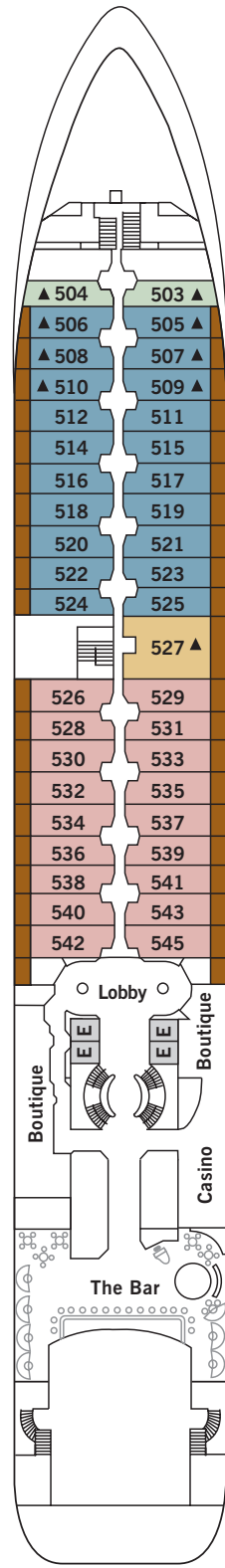


SILVER WIND – Deck Plans



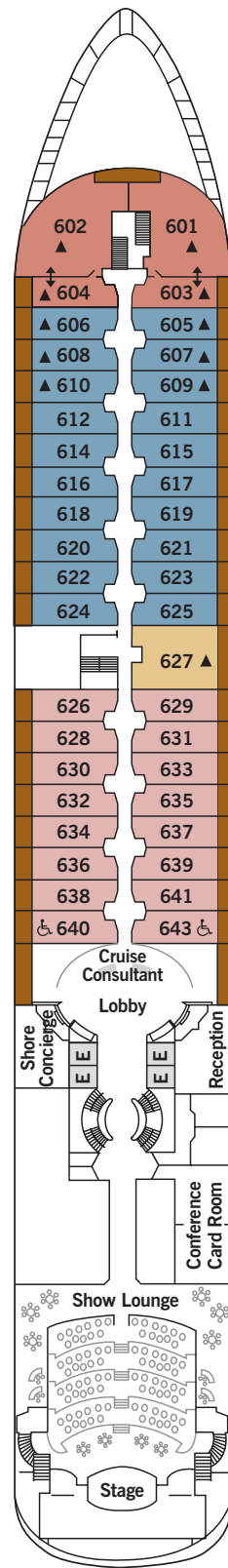
DECK 4

The Restaurant
Le Champagne
Internet Café
The Library
Lauderette



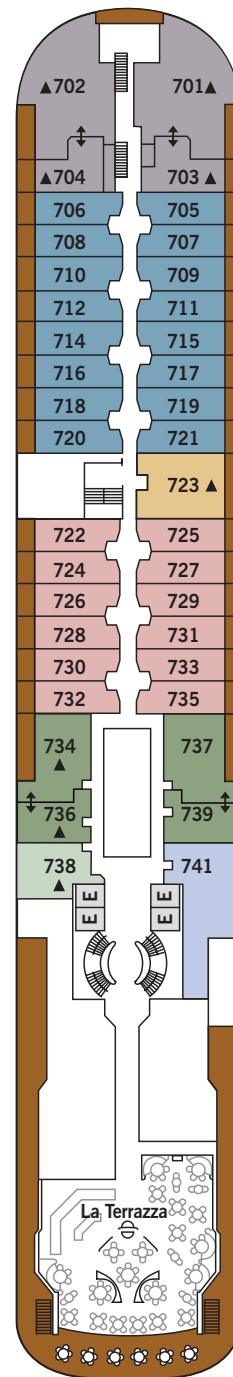
DECK 5

The Casino
The Bar
Boutiques



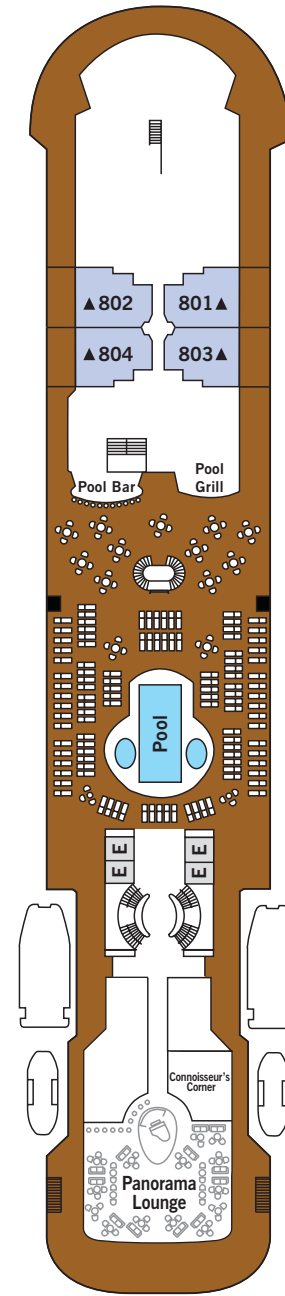
DECK 6

The Show Lounge
Conference/Card Room
Reception/
Guest Relations
Shore Concierge



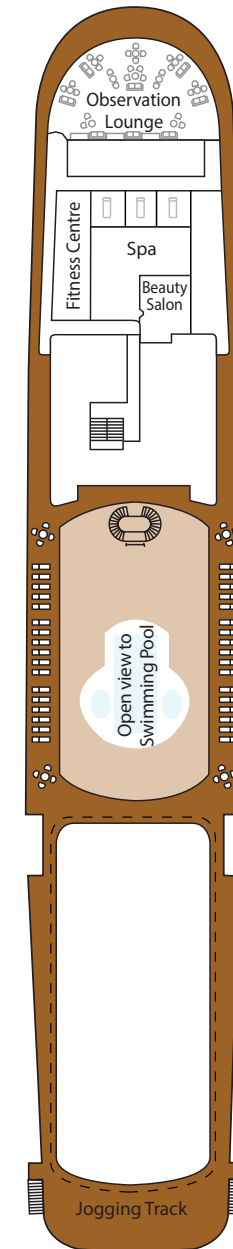
DECK 7

La Terrazza



DECK 8

Pool
Pool Bar
Pool Grill
The Panorama Lounge
The Connoisseur's Corner



DECK 9

The Fitness Centre
The Spa at Silversea
Beauty Salon
The Observation Lounge
Jogging Track

SUITE CATEGORIES

- Owner's Suite ●
- Grand Suite ●
- Royal Suite ●
- Silver Suite ●
- Medallion Suite ●
- Midship Veranda Suite ●
- Veranda Suite ●
- Vista Suite ●

SPECIFICATIONS

- Crew 222
- Officers European
- Guests 296
- Tonnage 17,400
- Length 514.14 Feet/156.7 Metres
- Width 70.62 Feet/21.5 Metres
- Speed 18 Knots
- Passenger Decks 6
- Connecting Suites ⇕
- 3rd Guest Capacity ▲
- Handicap Suites ♿
- 640, 643
- Built 1995
- Refurbished 2008
- Registry Bahamas

Suite diagrams shown are for illustration purposes only and may vary from actual square footage. Please refer to suite specifications for square footage.