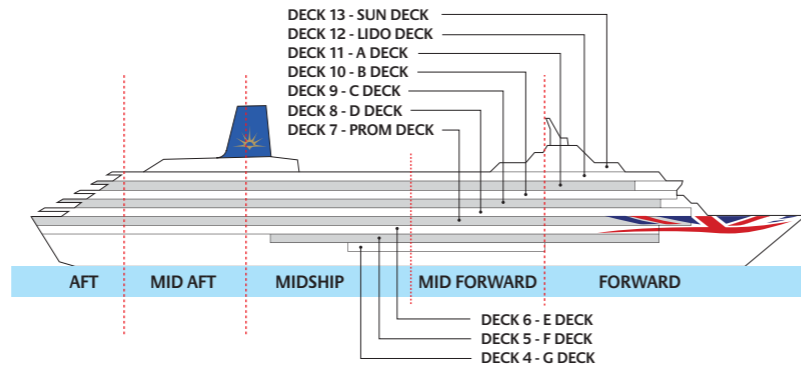


Oriana Deck plans

69,840 tons
Entered service in 1995
Normal operating capacity: 1,880 guests and 760 crew



Suite with Bath/Shower

B1 B2 B Deck

Mini-Suite with Bath/Shower

CA CB B Deck

Deluxe Balcony with Bath/Shower

EA EB ED B Deck

EE B & D Deck

Deluxe Outside with Bath/Shower

FA FB C Deck

Outside with Bath/Shower

LB A, C, E & F Deck

LC A, D, E & F Deck

LD B & C Deck

LE A & C Deck

LF A, D, E & F Deck

Outside (Obstructed View) with Shower

NE D Deck

Inside with Bath/Shower

PA B & C Deck

PB A, B, C, E & F Deck

PC A, D, E & F Deck

PD B & C Deck

PE A, B, C & D Deck

PF A, D, E & F Deck

Single Inside with Shower

SE D Deck

CABIN NOTES

- * Cabin has one additional bed in the form of a single sofa bed
 - ** Cabin has two additional beds in the form of a double sofa bed
 - ◇ Cabin has two additional beds in the form of upper pullman berths
 - < View aft decks rather than sea view
 - ♣ Cabins with shower only
 - ♠ Outside cabin has a porthole window
 - ♣ All adapted cabins have a shower only
 - † Cabins with 2 upper pullman beds not available for sale
- Note:** All upper berths in twin cabins are accessible via a ladder. When upper berths are in use lower berths cannot be converted to a double.
Balconies in the forward section of the ship can be overlooked by the bridge.

SUN DECK

LIDO DECK

A DECK

B DECK

C DECK

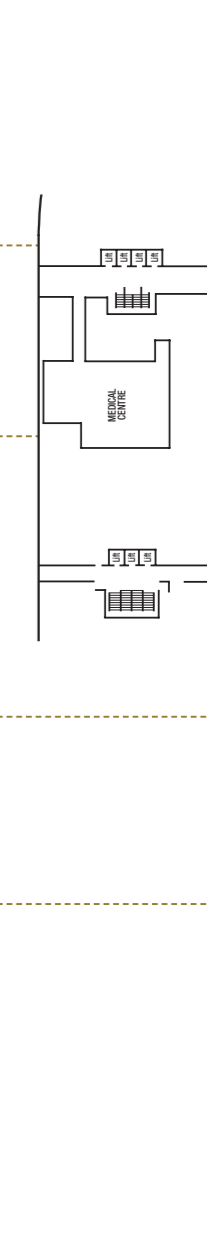
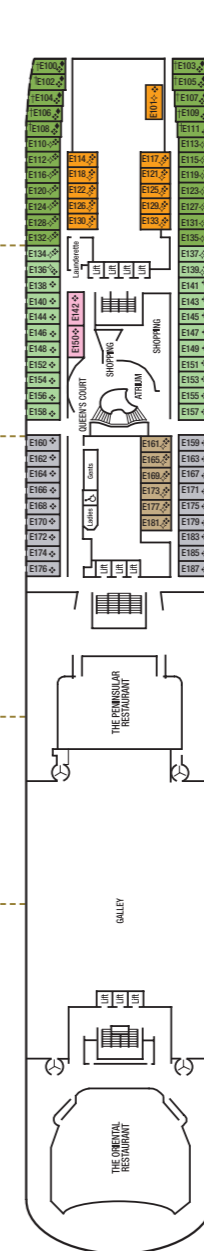
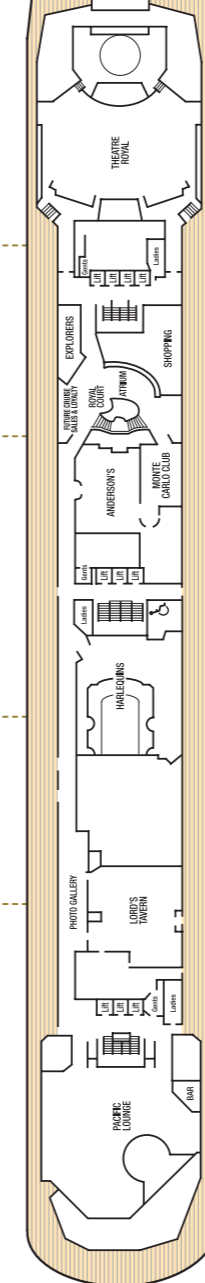
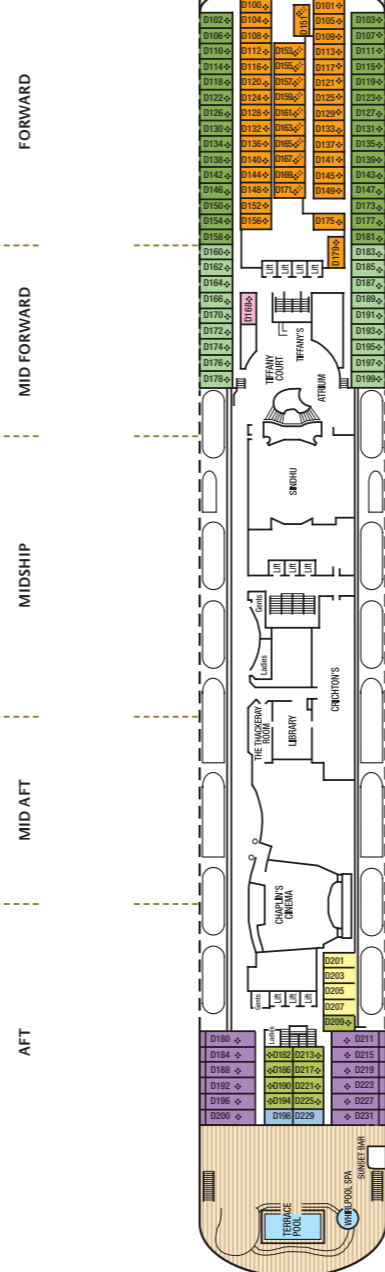
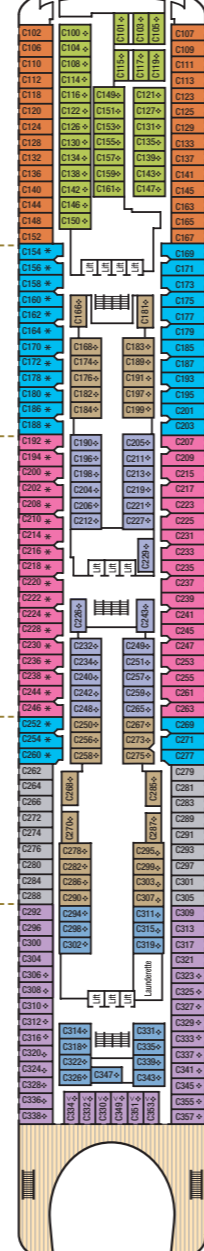
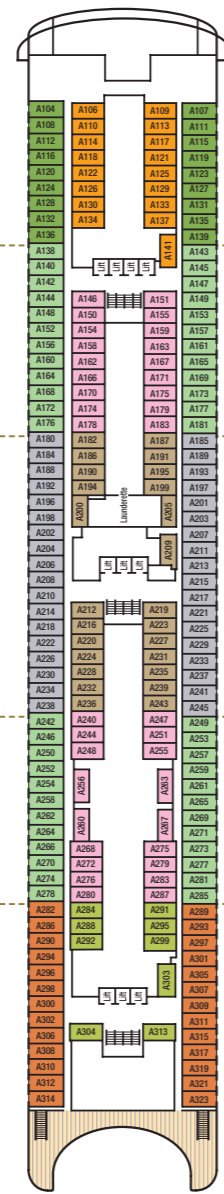
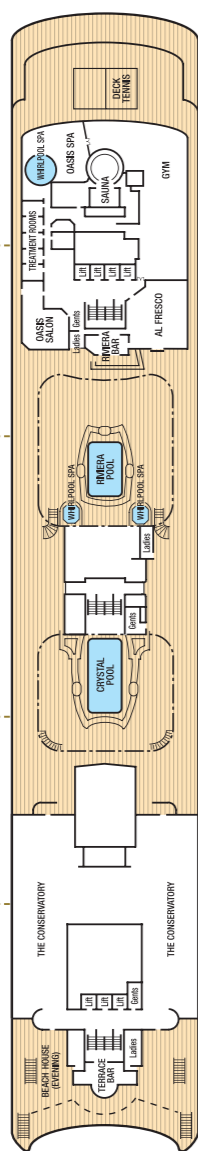
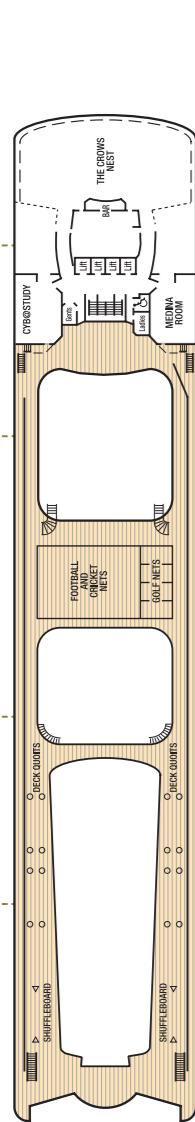
D DECK

PROM DECK

E DECK

F DECK

G DECK



FORWARD

MID FORWARD

MIDSHIP

MID AFT

AFT

FORWARD

MID FORWARD

MIDSHIP

MID AFT

AFT