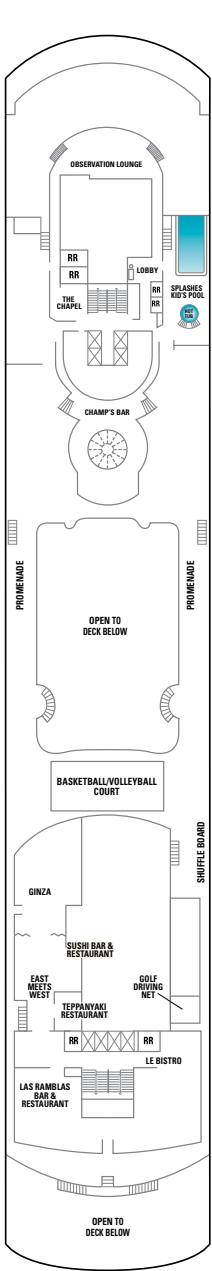
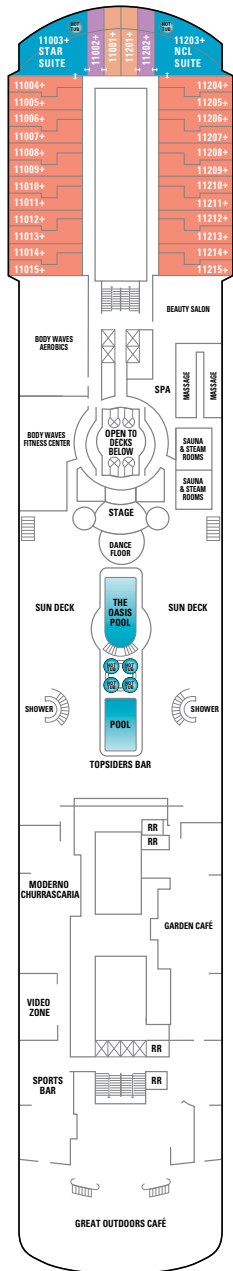


NORWEGIAN SUN/SKY (Sun-Class Ships)

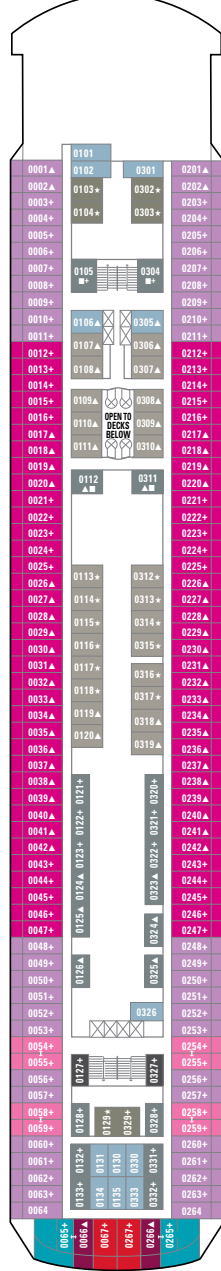
Deck plans shown are of Norwegian Sun. The deck plans of Norwegian Sky differ from the staterooms, categories and public areas shown below. Deck plans and information subject to change.




Deck 12




Deck 11



Deck 10



Deck 9



Deck 8

SYMBOLS

- With facilities for the disabled
- ↔ Connecting staterooms
- ▲ 3rd guest occupancy avail.
- + 3rd/4th guest occupancy avail.
- ★ 3rd/4th/5th guest occupancy avail.
- ✕ Elevator
- RR Restroom
- Equipped for the hearing-impaired

- Indicates stateroom categories that can accommodate three or more guests.

STATEROOM FEATURES

All staterooms aboard Norwegian Sun/Sky have a phone, TV, air conditioning, refrigerator, safe, duvet, bathroom with shower and hair dryer. Most lower beds are convertible to a queen-size bed. Quoted stateroom sizes include balconies where applicable.



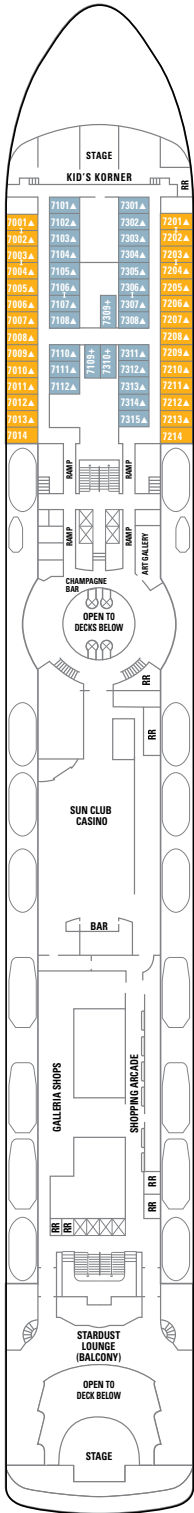
OWNER'S SUITES

SB Bedroom with queen-size bed, bathroom with whirlpool tub & separate shower, walk-in wardrobe, living room with dining area, balcony with hot tub. Butler service and concierge available. Size approx. 77 m²; max. occupancy 4 guests (N. Sky: 5 guests)




PENTHOUSES

SE **SF** **SG** Queen-size bed, sitting area, balcony. Butler service and concierge available. SE approx. 45 m², SF approx. 47 m², SG approx. 41 m²; max. occupancy 4 guests (N. Sky: Size SE approx. 52-54.5 m², SF approx. 52 m², SG approx. 19 m²; max. occupancy SE 4 guests, SF 5 guests, SG 3 guests)

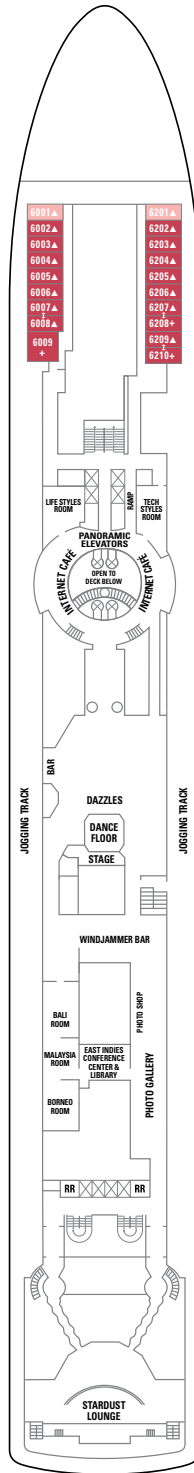


Deck 7

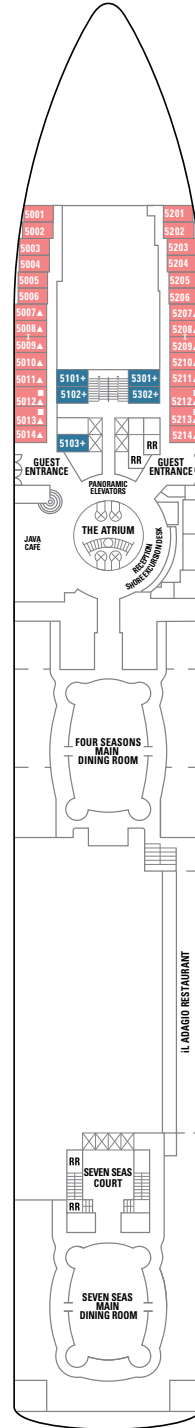


No elevator access to this deck.

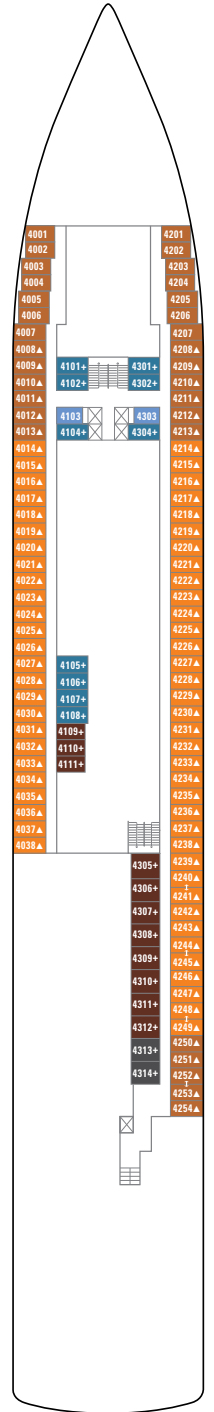
Deck 6A



Deck 6



Deck 5



Deck 4




MINI SUITES & BALCONY STATEROOMS

M1 MB (Mini Suites) Two lower beds, sitting area, balcony. Size M1 approx. 32.5 m², MB approx. 30 m²; max. occupancy 4 guests (N. Sky: not available)

B1 B2 B3 BA BB BC BD

(B2, B3=Family Balcony Staterooms) Two lower beds, sitting area, balcony (steel enclosed in some staterooms). Size approx. 20.5 m²; max. occupancy B1 3 guests, B2-BA, BC, BD 4 guests, BB 5 guests (N. Sky: B2, BD not available; size approx. 19 m²; max. occupancy 3 guests)



OCEANVIEW STATEROOMS

O1 OA OC OD OE (O1=Family Oceanview Staterooms) Two lower beds, sitting area, picture window, OD without elevator access. Size O1, OA approx. 16 m², OC/OE approx. 13.5 m²; max. occupancy O1 5 guests, OA 4 Pers., OC/OE 3 guests

OF OG OK Two lower beds, sitting area, porthole (OK with obstructed view). Size OF, OG approx. 13.5 m², OK approx. 16 m²; max. occupancy OF, OG 3 guests, OK 4 guests.

N. Sky: Oceanview Staterooms differ significantly from those of N. Sun. See www.ncl.co.uk for details.



INSIDE STATEROOMS

I1 IA IB IC ID IE IF (I1=Family Inside Staterooms) Two lower beds, sitting area, IF partly without elevator access. Size I1, IB-ID approx. 16 m², IA approx. 17.5 m², IE, IF approx. 13.5 m²; max. occupancy I1, IB-ID 5 guests, IA, IE, IF 4 guests (N. Sky: IE not available, IB partly without elevator access; size I1, IA, IB approx. 13.5 m², IC-IF approx. 11 m²; max. occupancy I1, IA, IF 4 guests, IB 3 guests, IC, ID 2 guests)