

ZAANDAM

DECK PLANS & STATEROOMS

The deck plans are color-coded by category of stateroom, and the category letter precedes the stateroom number in each room. All staterooms are equipped with flat-panel television, DVD player, telephone and multichannel music.

Important Note: Not all staterooms within each category have the same furniture configuration and/or facilities. Appropriate symbols within the rooms on the deck plans describe differences from the stateroom descriptions below.

All information is subject to change.

STATEROOM SYMBOL LEGEND

- Quad (2 lower beds, 1 sofa bed, 1 upper)
- Triple (2 lower beds, 1 sofa bed)
- ☆ 2 lower beds not convertible to a queen-size
- △ Partial sea view
- X Fully obstructed view
- * Shower only
- Bathtub & shower
- + Connecting rooms
- ◇ These staterooms have portholes instead of windows

ACCESSIBILITY STATEROOM SYMBOL LEGEND

- ♿ Suites B7088, B7087, B6228 & B6225 and stateroom EE3429 are fully accessible, roll-in shower only
- ▼ Suite SA7034 is fully accessible with single side approach to the bed, bathtub & roll-in shower. Staterooms DA6104, G1805 & G1804 are fully accessible with single side approach to the bed, roll-in shower only.
- ★ Staterooms EE3396, EE3391, HH3431, HH3430, E2702, L2700, J2555, J2554, G2500, FF1964, FF1955, G1807 & G1806 are ambulatory accessible, roll-in shower only

For more information regarding accessibility features on our ships please visit the [Accessible Cruising](#) section of our website.

OCEAN-VIEW STATEROOMS

□ D □ E □ EE □ F □ FF

Large: 2 lower beds convertible to 1 queen-size bed, bathtub & shower. Approximately 140–319 sq. ft.

■ G

Large: 2 lower beds convertible to 1 queen-size bed, bathtub & shower. All G-category staterooms have portholes. Approximately 140–319 sq. ft.

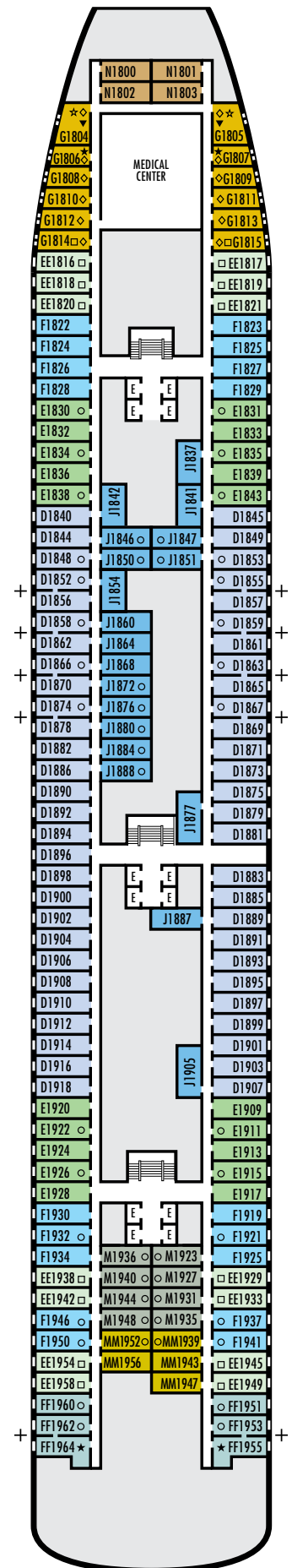
INTERIOR STATEROOMS

□ J □ M □ MM □ N

Large: 2 lower beds convertible to 1 queen-size bed, 1 sofa bed, shower. Approximately 182–293 sq. ft.

DECK 1—DOLPHIN DECK

Staterooms 1800–1964



Dolphin Deck

ZAANDAM

DECK PLANS & STATEROOMS

The deck plans are color-coded by category of stateroom, and the category letter precedes the stateroom number in each room. All staterooms are equipped with flat-panel television, DVD player, telephone and multichannel music.

Important Note: Not all staterooms within each category have the same furniture configuration and/or facilities. Appropriate symbols within the rooms on the deck plans describe differences from the stateroom descriptions below.

All information is subject to change.

STATEROOM SYMBOL LEGEND

- Quad (2 lower beds, 1 sofa bed, 1 upper)
- Triple (2 lower beds, 1 sofa bed)
- ☆ 2 lower beds not convertible to a queen-size
- △ Partial sea view
- × Fully obstructed view
- * Shower only
- Bathtub & shower
- + Connecting rooms
- ◇ These staterooms have portholes instead of windows

ACCESSIBILITY STATEROOM SYMBOL LEGEND

- ♿ Suites B7088, B7087, B6228 & B6225 and stateroom EE3429 are fully accessible, roll-in shower only
- ▼ Suite SA7034 is fully accessible with single side approach to the bed, bathtub & roll-in shower. Staterooms DA6104, G1805 & G1804 are fully accessible with single side approach to the bed, roll-in shower only.
- ★ Staterooms EE3396, EE3391, HH3431, HH3430, E2702, L2700, J2555, J2554, G2500, FF1964, FF1955, G1807 & G1806 are ambulatory accessible, roll-in shower only

For more information regarding accessibility features on our ships please visit the [Accessible Cruising](#) section of our website.

OCEAN-VIEW STATEROOMS

C
Large: 2 lower beds convertible to 1 queen-size bed, shower.
Approximately 140–319 sq. ft.

DA DD E
Large: 2 lower beds convertible to 1 queen-size bed, bathtub & shower.
Approximately 140–319 sq. ft.

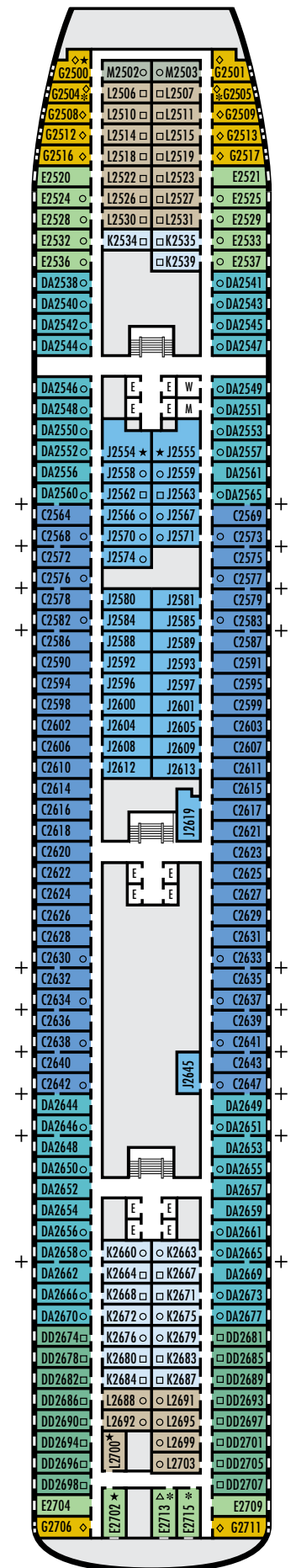
G
Large: 2 lower beds convertible to 1 queen-size bed, bathtub & shower. All G-category staterooms have portholes.
Approximately 140–319 sq. ft.

INTERIOR STATEROOMS

J K L M
Large: 2 lower beds convertible to 1 queen-size bed, shower.
Approximately 182–293 sq. ft.

DECK 2—MAIN DECK

Staterooms 2500–2715



Main Deck



ZAANDAM

DECK PLANS & STATEROOMS

The deck plans are color-coded by category of stateroom, and the category letter precedes the stateroom number in each room. All staterooms are equipped with flat-panel television, DVD player, telephone and multichannel music.

Important Note: Not all staterooms within each category have the same furniture configuration and/or facilities. Appropriate symbols within the rooms on the deck plans describe differences from the stateroom descriptions below.

All information is subject to change.

STATEROOM SYMBOL LEGEND

- Quad (2 lower beds, 1 sofa bed, 1 upper)
- Triple (2 lower beds, 1 sofa bed)
- ☆ 2 lower beds not convertible to a queen-size
- △ Partial sea view
- × Fully obstructed view
- * Shower only
- Bathtub & shower
- + Connecting rooms
- ◇ These staterooms have portholes instead of windows

ACCESSIBILITY STATEROOM SYMBOL LEGEND

- ♿ Suites B7088, B7087, B6228 & B6225 and stateroom EE3429 are fully accessible, roll-in shower only
- ▼ Suite SA7034 is fully accessible with single side approach to the bed, bathtub & roll-in shower. Staterooms DA6104, G1805 & G1804 are fully accessible with single side approach to the bed, roll-in shower only.
- ★ Staterooms EE3396, EE3391, HH3431, HH3430, E2702, L2700, J2555, J2554, G2500, FF1964, FF1955, G1807 & G1806 are ambulatory accessible, roll-in shower only

For more information regarding accessibility features on our ships please visit the [Accessible Cruising](#) section of our website.

OCEAN-VIEW STATEROOMS

■ D ■ E ■ EE

Large: 2 lower beds convertible to 1 queen-size bed, bathtub & shower. Approximately 140–319 sq. ft.

■ H ■ HH

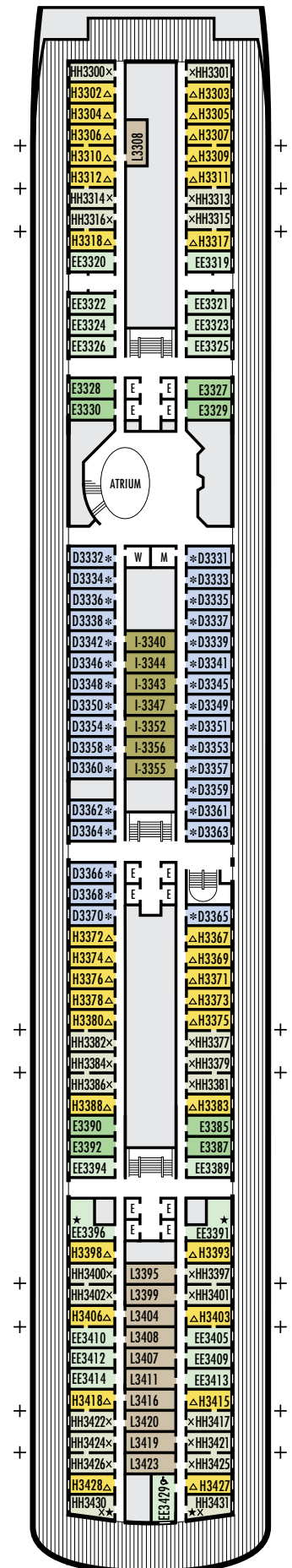
Large: 2 lower beds convertible to 1 queen-size bed, bathtub & shower. All H-category staterooms have partial sea views. All HH-category staterooms have fully obstructed views. Approximately 140–319 sq. ft.

INTERIOR STATEROOMS

■ I ■ L

Large: 2 lower beds convertible to 1 queen-size bed, shower. Approximately 182–293 sq. ft.

DECK 3—LOWER PROMENADE DECK Staterooms 3300–3431



Lower Promenade Deck

ZAANDAM

DECK PLANS & STATEROOMS

The deck plans are color-coded by category of stateroom, and the category letter precedes the stateroom number in each room. All staterooms are equipped with flat-panel television, DVD player, telephone and multichannel music.

Important Note: Not all staterooms within each category have the same furniture configuration and/or facilities. Appropriate symbols within the rooms on the deck plans describe differences from the stateroom descriptions below.

All information is subject to change.

STATEROOM SYMBOL LEGEND

- Quad (2 lower beds, 1 sofa bed, 1 upper)
- Triple (2 lower beds, 1 sofa bed)
- ☆ 2 lower beds not convertible to a queen-size
- △ Partial sea view
- × Fully obstructed view
- * Shower only
- Bathtub & shower
- + Connecting rooms
- ◇ These staterooms have portholes instead of windows

ACCESSIBILITY STATEROOM SYMBOL LEGEND

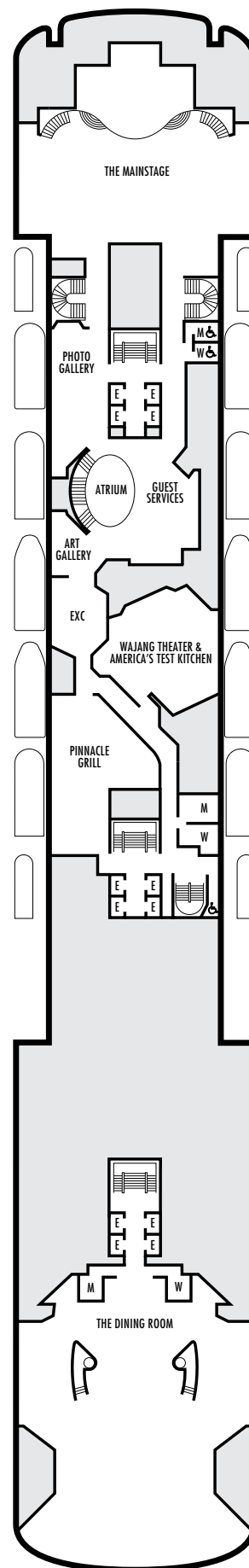
- ♿ Suites B7088, B7087, B6228 & B6225 and stateroom EE3429 are fully accessible, roll-in shower only
- ▼ Suite SA7034 is fully accessible with single side approach to the bed, bathtub & roll-in shower. Staterooms DA6104, G1805 & G1804 are fully accessible with single side approach to the bed, roll-in shower only.
- ★ Staterooms EE3396, EE3391, HH3431, HH3430, E2702, L2700, J2555, J2554, G2500, FF1964, FF1955, G1807 & G1806 are ambulatory accessible, roll-in shower only

For more information regarding accessibility features on our ships please visit the [Accessible Cruising](#) section of our website.



Promenade Deck

DECK 4—PROMENADE DECK



ZAANDAM

DECK PLANS & STATEROOMS

The deck plans are color-coded by category of stateroom, and the category letter precedes the stateroom number in each room. All staterooms are equipped with flat-panel television, DVD player, telephone and multichannel music.

Important Note: Not all staterooms within each category have the same furniture configuration and/or facilities. Appropriate symbols within the rooms on the deck plans describe differences from the stateroom descriptions below.

All information is subject to change.

STATEROOM SYMBOL LEGEND

- Quad (2 lower beds, 1 sofa bed, 1 upper)
- Triple (2 lower beds, 1 sofa bed)
- ☆ 2 lower beds not convertible to a queen-size
- △ Partial sea view
- × Fully obstructed view
- * Shower only
- Bathtub & shower
- + Connecting rooms
- ◇ These staterooms have portholes instead of windows

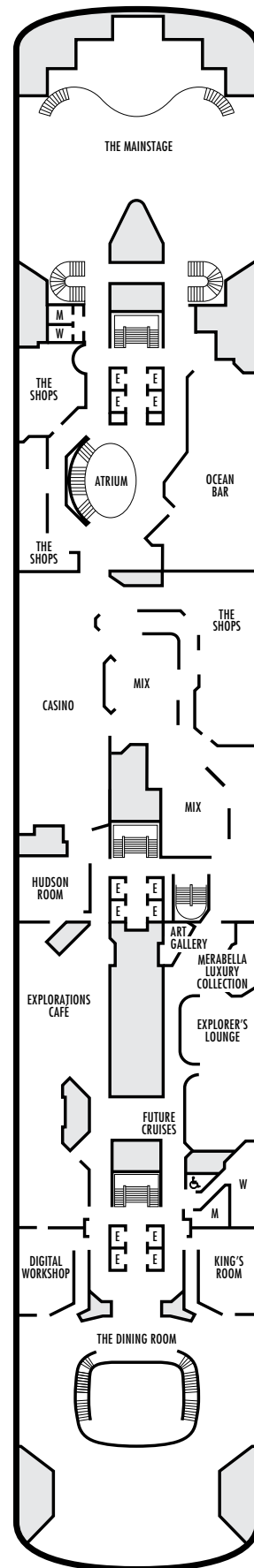
ACCESSIBILITY STATEROOM SYMBOL LEGEND

- ♿ Suites B7088, B7087, B6228 & B6225 and stateroom EE3429 are fully accessible, roll-in shower only
- ▼ Suite SA7034 is fully accessible with single side approach to the bed, bathtub & roll-in shower. Staterooms DA6104, G1805 & G1804 are fully accessible with single side approach to the bed, roll-in shower only.
- ★ Staterooms EE3396, EE3391, HH3431, HH3430, E2702, L2700, J2555, J2554, G2500, FF1964, FF1955, G1807 & G1806 are ambulatory accessible, roll-in shower only

For more information regarding accessibility features on our ships please visit the [Accessible Cruising](#) section of our website.



Upper Promenade Deck



ZAANDAM

DECK PLANS & STATEROOMS

The deck plans are color-coded by category of stateroom, and the category letter precedes the stateroom number in each room. All staterooms are equipped with flat-panel television, DVD player, telephone and multichannel music.

Important Note: Not all staterooms within each category have the same furniture configuration and/or facilities. Appropriate symbols within the rooms on the deck plans describe differences from the stateroom descriptions below.

All information is subject to change.

STATEROOM SYMBOL LEGEND

- Quad (2 lower beds, 1 sofa bed, 1 upper)
- Triple (2 lower beds, 1 sofa bed)
- ☆ 2 lower beds not convertible to a queen-size
- △ Partial sea view
- X Fully obstructed view
- * Shower only
- Bathtub & shower
- + Connecting rooms
- ◇ These staterooms have portholes instead of windows

ACCESSIBILITY STATEROOM SYMBOL LEGEND

- ♿ Suites B7088, B7087, B6228 & B6225 and stateroom EE3429 are fully accessible, roll-in shower only
- ▼ Suite SA7034 is fully accessible with single side approach to the bed, bathtub & roll-in shower. Staterooms DA6104, G1805 & G1804 are fully accessible with single side approach to the bed, roll-in shower only.
- ★ Staterooms EE3396, EE3391, HH3431, HH3430, E2702, L2700, J2555, J2554, G2500, FF1964, FF1955, G1807 & G1806 are ambulatory accessible, roll-in shower only

For more information regarding accessibility features on our ships please visit the [Accessible Cruising](#) section of our website.

VERANDAH SUITES

■ A ■ AA ■ B

Vista Suites: 2 lower beds convertible to 1 queen-size bed, whirlpool bath & shower, sitting area, private verandah, mini-bar, refrigerator, floor-to-ceiling windows.
Approximately 297–379 sq. ft. including verandah.

OCEAN-VIEW STATEROOMS

■ DA

Large: 2 lower beds convertible to 1 queen-size bed, bathtub & shower.
Approximately 140–319 sq. ft.

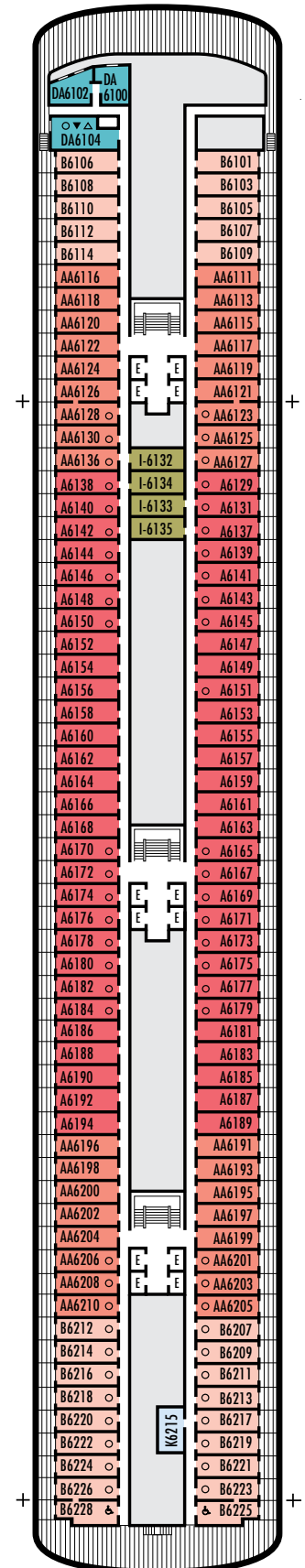
INTERIOR STATEROOMS

■ I ■ K

Large: 2 lower beds convertible to 1 queen-size bed, shower.
Approximately 182–293 sq. ft.



Verandah Deck



ZAANDAM

DECK PLANS & STATEROOMS

The deck plans are color-coded by category of stateroom, and the category letter precedes the stateroom number in each room. All staterooms are equipped with flat-panel television, DVD player, telephone and multichannel music.

Important Note: Not all staterooms within each category have the same furniture configuration and/or facilities. Appropriate symbols within the rooms on the deck plans describe differences from the stateroom descriptions below.

All information is subject to change.

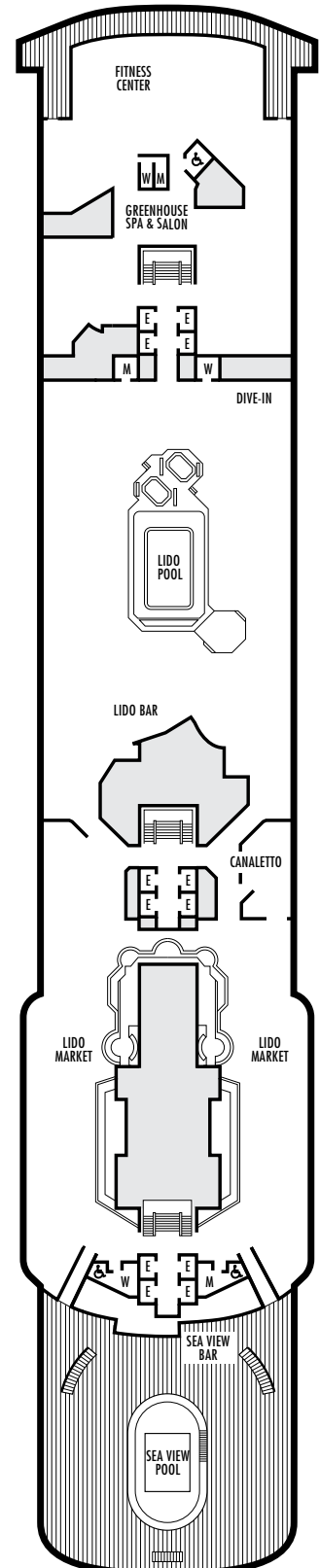
STATEROOM SYMBOL LEGEND

- Quad (2 lower beds, 1 sofa bed, 1 upper)
- Triple (2 lower beds, 1 sofa bed)
- ☆ 2 lower beds not convertible to a queen-size
- △ Partial sea view
- × Fully obstructed view
- * Shower only
- Bathtub & shower
- + Connecting rooms
- ◇ These staterooms have portholes instead of windows


ACCESSIBILITY STATEROOM SYMBOL LEGEND

- ♿ Suites B7088, B7087, B6228 & B6225 and stateroom EE3429 are fully accessible, roll-in shower only
- ▼ Suite SA7034 is fully accessible with single side approach to the bed, bathtub & roll-in shower. Staterooms DA6104, G1805 & G1804 are fully accessible with single side approach to the bed, roll-in shower only.
- ★ Staterooms EE3396, EE3391, HH3431, HH3430, E2702, L2700, J2555, J2554, G2500, FF1964, FF1955, G1807 & G1806 are ambulatory accessible, roll-in shower only

For more information regarding accessibility features on our ships please visit the [Accessible Cruising](#) section of our website.



Lido Deck



ZAANDAM

DECK PLANS & STATEROOMS

The deck plans are color-coded by category of stateroom, and the category letter precedes the stateroom number in each room. All staterooms are equipped with flat-panel television, DVD player, telephone and multichannel music.

Important Note: Not all staterooms within each category have the same furniture configuration and/or facilities. Appropriate symbols within the rooms on the deck plans describe differences from the stateroom descriptions below.

All information is subject to change.

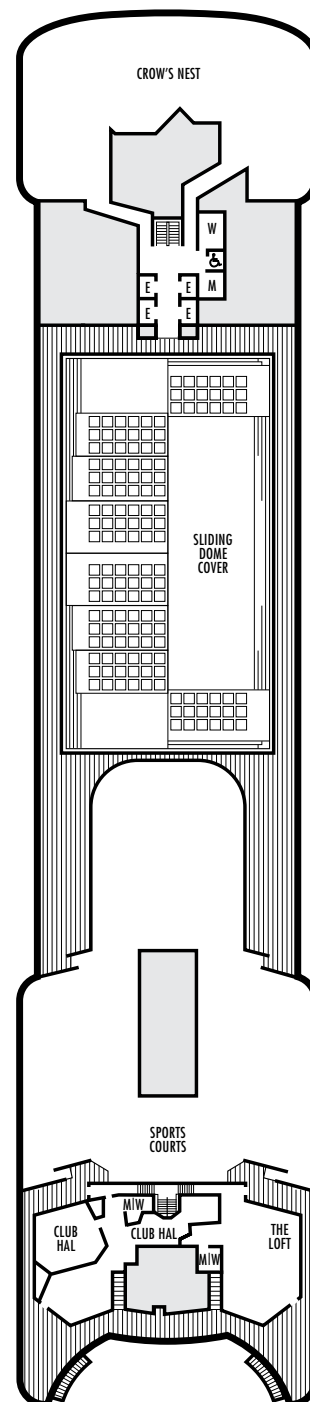
STATEROOM SYMBOL LEGEND

- Quad (2 lower beds, 1 sofa bed, 1 upper)
- Triple (2 lower beds, 1 sofa bed)
- ☆ 2 lower beds not convertible to a queen-size
- △ Partial sea view
- X Fully obstructed view
- * Shower only
- Bathtub & shower
- + Connecting rooms
- ◇ These staterooms have portholes instead of windows

ACCESSIBILITY STATEROOM SYMBOL LEGEND

- ♿ Suites B7088, B7087, B6228 & B6225 and stateroom EE3429 are fully accessible, roll-in shower only
- ▼ Suite SA7034 is fully accessible with single side approach to the bed, bathtub & roll-in shower. Staterooms DA6104, G1805 & G1804 are fully accessible with single side approach to the bed, roll-in shower only.
- ★ Staterooms EE3396, EE3391, HH3431, HH3430, E2702, L2700, J2555, J2554, G2500, FF1964, FF1955, G1807 & G1806 are ambulatory accessible, roll-in shower only

For more information regarding accessibility features on our ships please visit the [Accessible Cruising](#) section of our website.



Sports Deck

